

SAFESTOP TOPPLEBARRIER

**PROTECT YOUR PEOPLE
FROM FORKLIFT IMPACTS
AND FALLING GOODS**

Strong uprights, modular shock-absorbing rails

THE MCCUE DIFFERENCE

HI, WE'RE MCCUE & WE MAKE SAFETY EASY!

Our innovative, impact-tested barriers safely stop fast-moving material handling vehicles — protecting your people and your facility. With engineered materials that work together, we're revolutionizing safety barrier innovation with these three principles:



SAFER IMPACTS

Strong, floor-mounted rail designed to bring heavy trucks to a stop.



SHOCK ABSORPTION

Absorbs impacts — with limited deflection — to keep your people safe.




EASY INSTALL

Simple install with standard hardware and tools.

**KEEP YOUR OPERATIONS SAFE AND YOUR WORKFORCE SAFER WITH THE WORLD'S MOST
ADVANCED SAFETY BARRIERS — SPEAK TO A SAFETY SPECIALIST TODAY (800) 800-8503**




IMPACT ABSORBING:
Proprietary rail connection provides unparalleled impact absorbency.



MODULAR DESIGN:
Modular posts and rails allow for endless configurations.

POST & RAIL STRENGTH:
Industry-leading upright strength from shock-absorbing post technology.




SAFESTOP TOPPLEBARRIER

Meet **SafeStop ToppleBarrier**, a strong floor-mounted barrier that safely stops moving material handling vehicles. Engineered to safely absorb impacts —with minimum deflection— to protect your people, workspace, and bottom line.

ENGINEERED FOR **STRENGTH**



3rd Party Tested & Certified by:
STS



3rd Party Tested & Certified by:
STS

THIRD PARTY TESTING:

Working with McCue, you get the peace of mind that our solutions work because each one undergoes rigorous testing. Third-party lab tests, empirical testing, architectural tests, material composition, corrosion resistance, UV stability — we put our products through the harshest environments to prove they work. Taking the guesswork out of product performance and testing — that's what we do.

THIRD PARTY TESTING & CERTIFICATION PROVIDED BY:

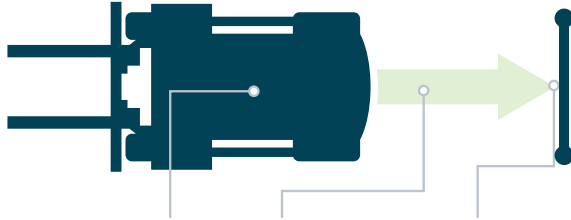


* PATENTS PENDING

IMPACT TESTING

SafeStop ToppleBarrier 108

Rigorous product testing at the highest standard.



$$\frac{1}{2} \text{ MASS X VELOCITY}^2 = \text{ENERGY}$$



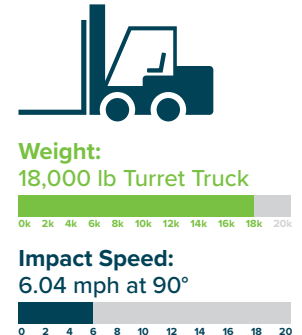
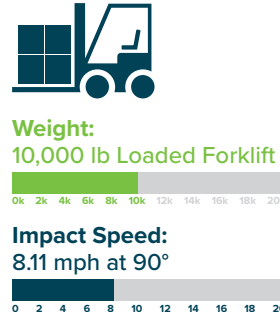
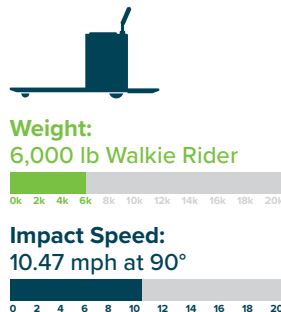
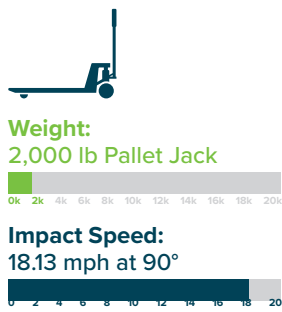
Ultimate Strength Rating
21,954ft-lbs (29,766 J)

 X 

8755 lbs (3971 kg) **8.66 mph (13.94 kmh)**

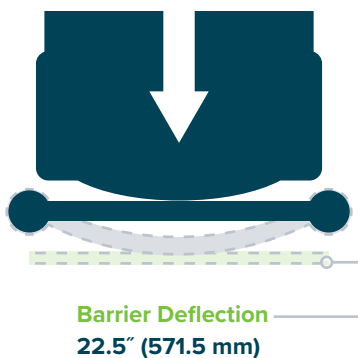
90°	21,954 ft-lbs	29,766 J	45°	31,053 ft-lbs	42,102 J	30°	43,909 ft-lbs	59,532 J
------------	----------------------	-----------------	------------	----------------------	-----------------	------------	----------------------	-----------------

WHAT DOES 21,954 FT LBS (29,766 J) MEAN TO YOU?



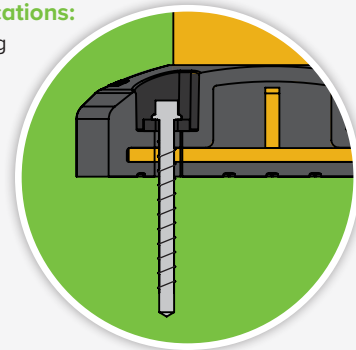
MATERIAL PROPERTIES

BARRIER DEFLECTION: Limited deflection and maximum energy absorption.





Anchor Specifications:

A shock-absorbing anchor system protects both the anchors and the floor.



	Working Temperatures	32°F-130°F (0°C-54°C)
	Toxicity	Not Hazardous

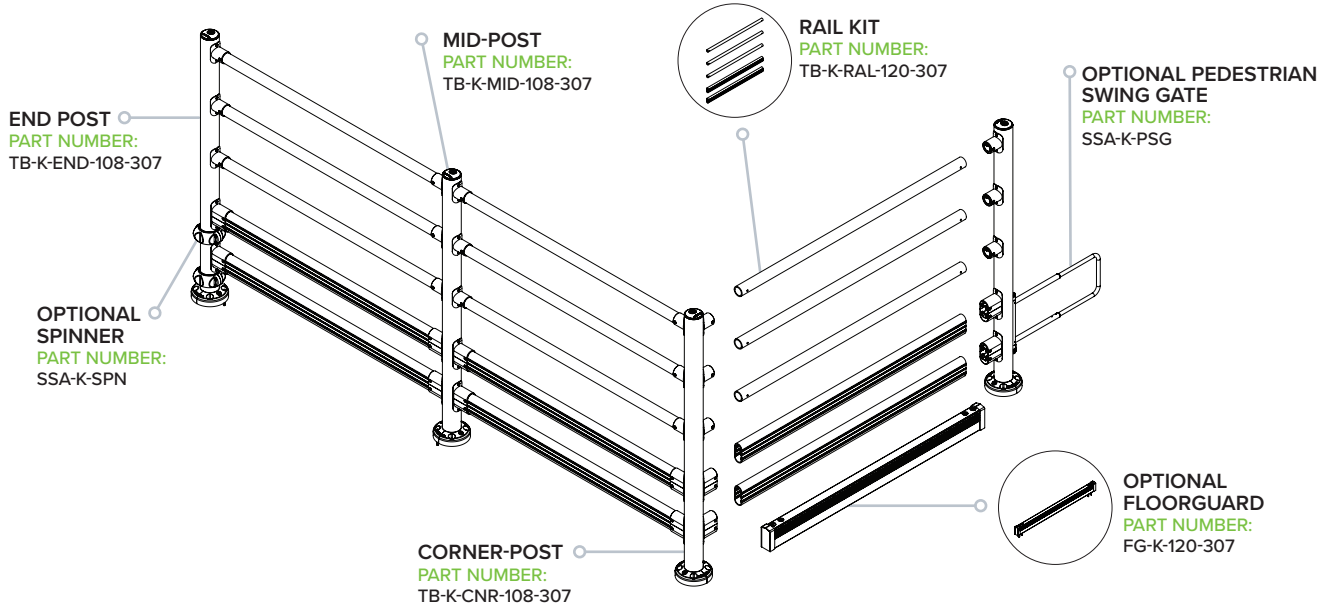
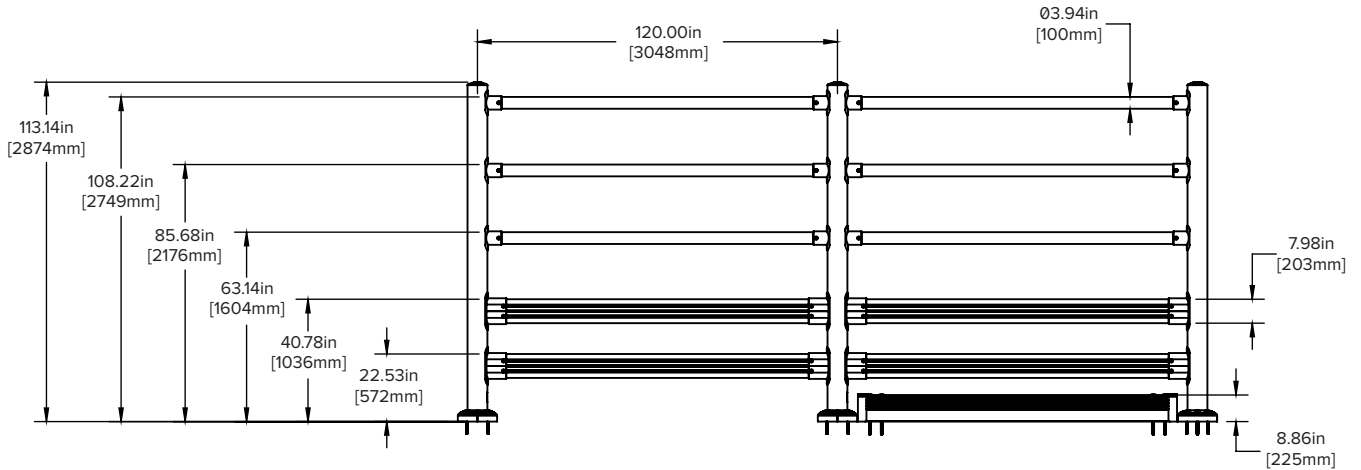
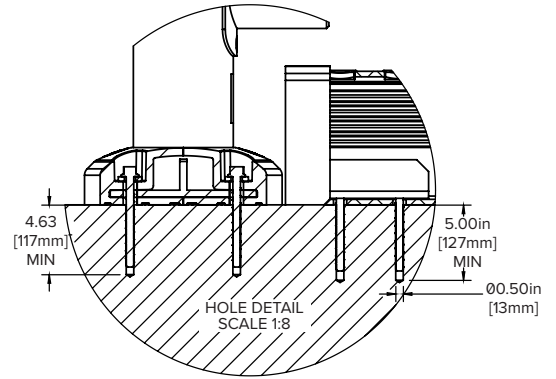
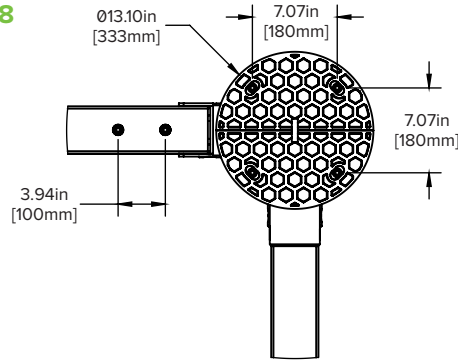
	Flammability	Does Not Easily Ignite
	REACH / RSCA / DSL	Compliant

* PATENTS PENDING

SAFESTOP **TOPPLEBARRIER 108**

SafeStop TopplesBarrier 108

Hardware included.

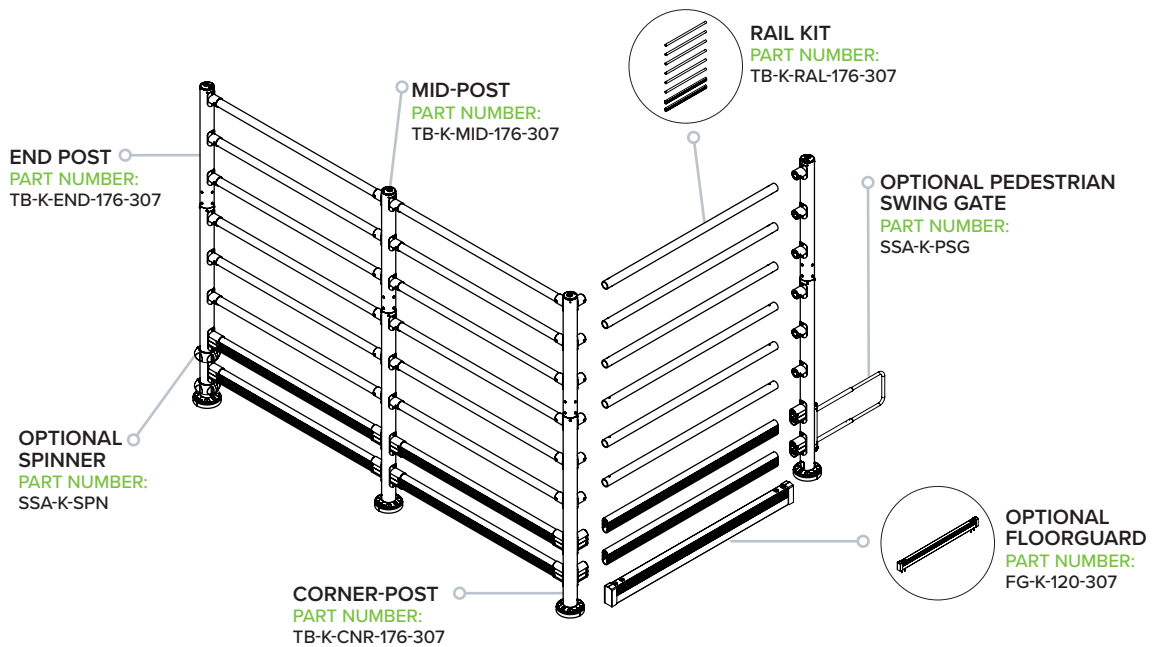
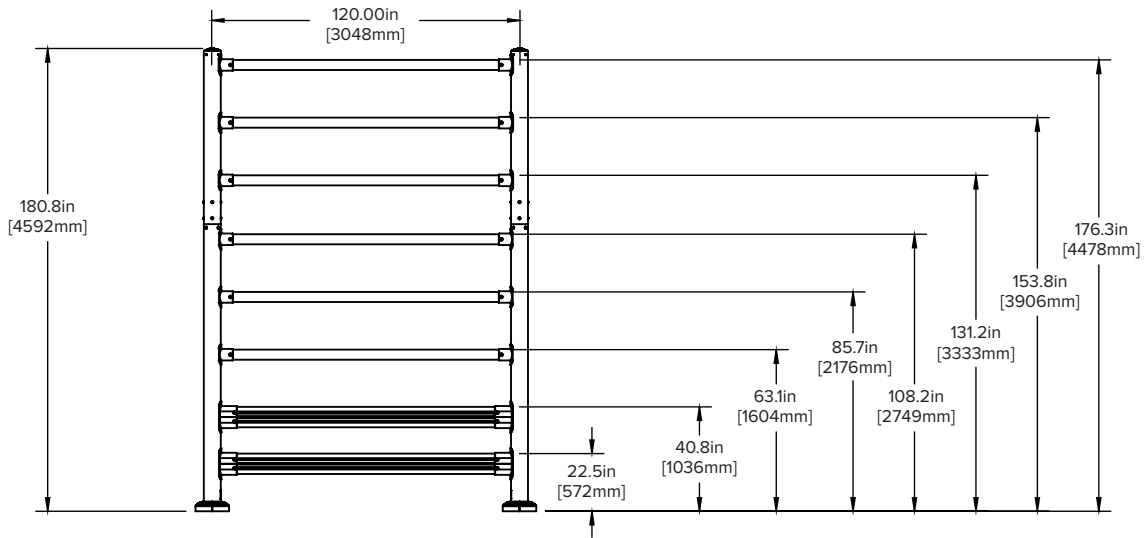
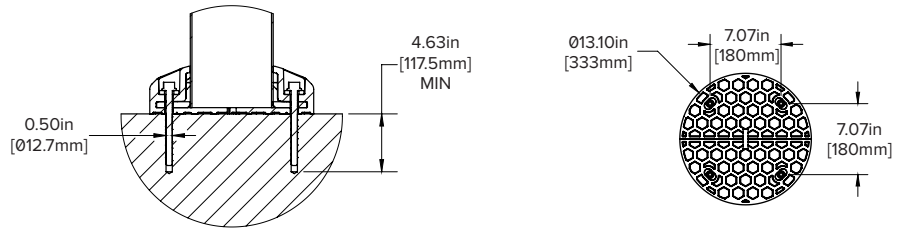


* PATENTS PENDING

SAFESTOP **TOPPLEBARRIER 176**

SafeStop TopplesBarrier 176

Hardware included.

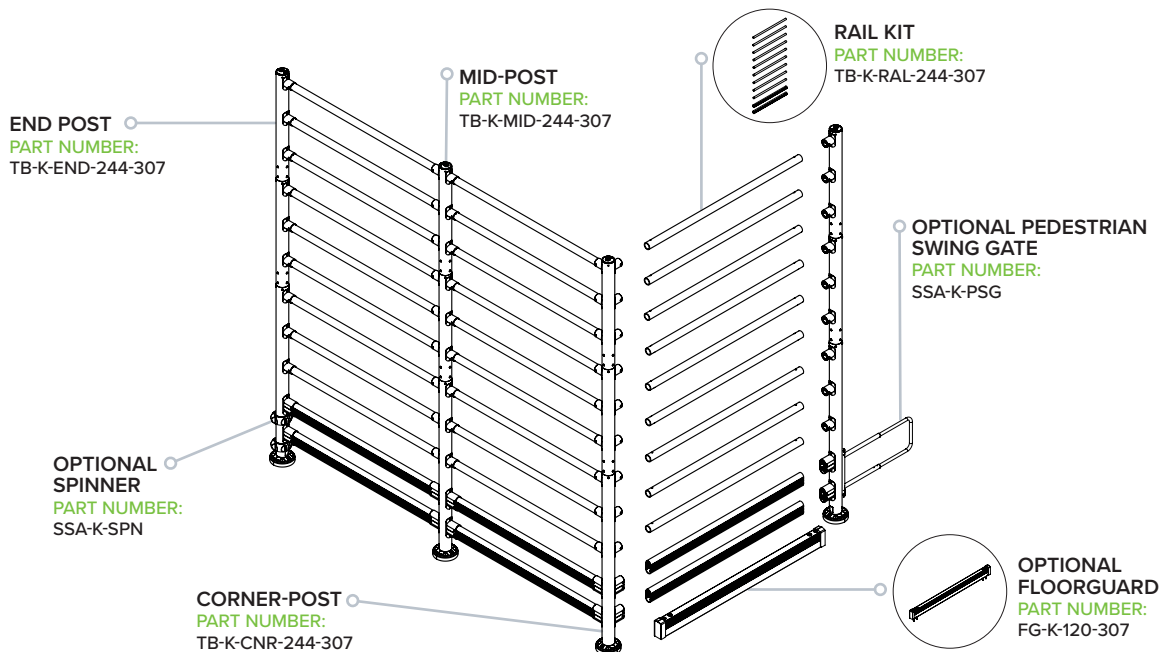
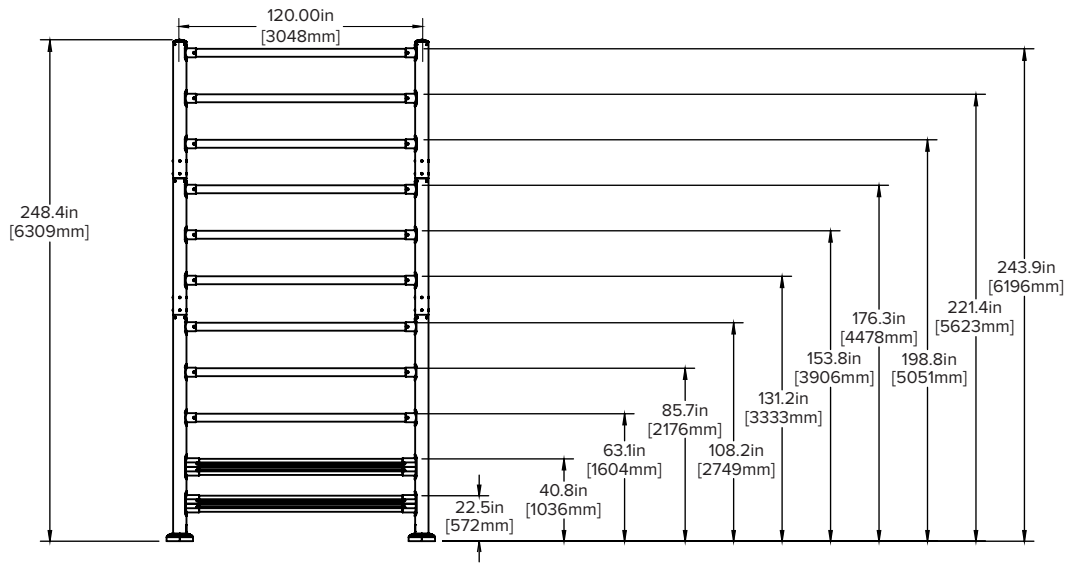
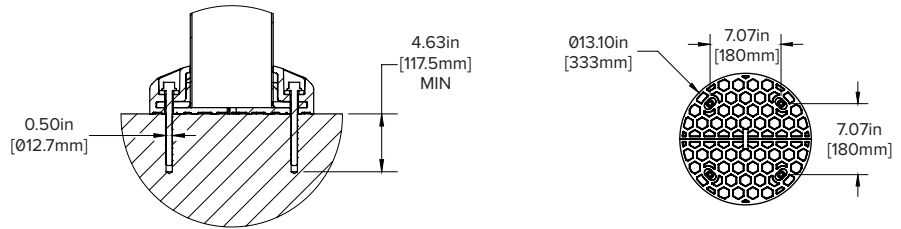


* PATENTS PENDING

SAFESTOP *TOPPLEBARRIER 244*

SafeStop TopplesBarrier 244

Hardware included.



* PATENTS PENDING